
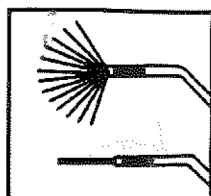
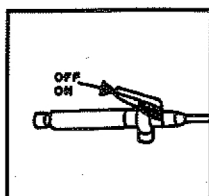
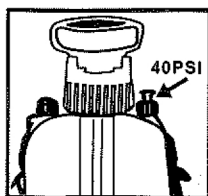
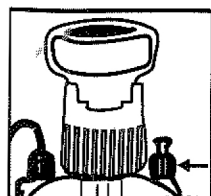
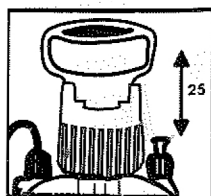
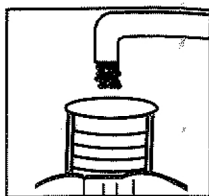



# Instructions for use

*Wouin*  
**fante**



## Instructions

- 1) Open Lid to Fill
- 2) Do Not Exceed Maximum Filling Level
- 3) Recommended Maximum 25 Pumps
- 4) Open Safety Pressure Relief Valve when 40 PSI
- 5) Use On/ Off Trigger to Control Spray
- 6) Adjust Nozzle at End for Either Fine Mist or Direct Spray
- 7) Always Release Pressure when Job is Finished
- 8) Empty Bottle

## Safety warning

- 1) Always Wear Protective Clothing, Gloves and Mask When Spraying.
- 2) Avoid Spraying in Strong Winds.
- 3) If Spraying in Light Wind Conditions Always Spray with the Wind Blowing the Spray Away from You.
- 4) Always Release Pressure Before Refilling, Servicing or Storing.
- 5) Do Not Leave Sprayer Unattended While Pressurised.
- 6) Chemical Sprays are Dangerous, if Swallowed or Come in Contact with the Skin. Please Always Refer to the Chemical Supplier Safety Instructions or Contact the Poisons Information Centre or a Doctor Immediately.
- 7) Wash Thoroughly After Use.