



Yale Catalogue





The smarter lock
for your family.
Hygienically.
Yale YDM7220
BioSecure™

Keep your loved ones safe and healthy by ensuring all touch points around the house is cleaned and disinfected properly and frequently. Thanks to the BioSecure™ anti-bacterial solution, our lever handle is coated with BioSecure™, which is formulated using silver ion to inhibit bacteria growth and reduce the risk of secondary infections, especially in elderly people and the young ones.

You can choose from different types of door access control for your home, from fingerprint scan to personalised PIN code, RFID key tag or simply via the Yale Access mobile app. Yale redefines peace of mind with the BioSecure™ technology that addresses hygiene concerns while you enjoy a convenient and secure entrance solution for you and your family.



Smart Lock



- **MORTISE SMART LOCK**
- **RIM SMART LOCK**
- **DEADBOLT SMART LOCK**
- **SMART HOME ACCESS SOLUTIONS**

Yale delivers a premium digital locking solution with flexible control and peace of mind. Your lock is controllable from anywhere in the world, when connected to a home automation hub!



Front View



Back View



Product Specification		
Product Dimension	Front	71.4 (D) x 77 (W) x 397.4 (H) mm
	Back	78 (D) x 77 (W) x 396.7 (H) mm
Access Credential	Keypad (PIN Code)	Available
	RFID Card	Available
	Fingerprint	Available
	Mechanical Key	Available
	Maximum No. of Users	User PIN Code: Up to 30 / User Card: Up to 40 User Fingerprint: Up to 40, One Time Code: Only 1
	Compatible (Optional)	Bluetooth, Z-Wave, Zigbee
Locking Device	Mortise Lock Type	Available
	Backset	70mm
Installation	Door Thickness	40mm - 65mm
	Battery	Alkaline (AA Size x 4)

Key Features



Fingerprint

**** PIN Code



RFID Card



Built-in Yale Link Pack Bluetooth



Mechanical Key Override

Additional Features



Voice Guide

The voice guide is offered that let you know the operation status how to set each features, made for easier and more convenient use.



Automatic Locking

Automatic Locking The Yale DDL series automatically locks the door after checking it is properly closed.



Alarm (Break/ Damage)

80db alarm goes off if anyone attempts to damage the lock or force door open.



Fake PIN code

To prevent the PIN code from being exposed, it allows you to enter FAKE numbers before or after entering your PIN code.



Low Battery and Emergency Power

Low battery warning with alarm and LED. When the batteries are completely discharged, you can easily supply emergency power to the lock with the standard 9V battery.



Remote Control (Optional)

Remote control type is also available. Wireless Floating ID technology is adopted and works up to 50m.



Bluetooth Module (Optional)

Bluetooth communication module allows lock to communicate and be controlled via a Smart Phone (within Bluetooth range of the lock) using the Yale Link Apps.



App Link Apps (Optional)

Works with Yale Link Apps to access your lock remotely (To access Yale Link Apps function, user would need Yale Wifi Bridge and Yale Bluetooth Module available under Accessory Section).



Product Specification		
Product Dimension	Front	40.18 (D) x 68 (W) x 340 (H) mm
	Back	36 (D) x 72 (W) x 344 (H) mm
Access Credential	Keypad (PIN Code)	Available
	RFID Card	Available
	Fingerprint	Available
	Mechanical Key	Available
	Remote Control	Optional
	Maximum No. of Users	User PIN Code: Up to 30 / User Fingerprint: Up to 20 One Time Code: Only 1
	Compatible (Optional)	Bluetooth, Z-Wave, Zigbee
Locking Device	Mortise Lock Type	Available
Installation	Backset	60mm / 70mm
	Door Thickness	40 - 95mm
	Battery	Alkaline (AA Size x 4)

Key Features

- Fingerprint
- **** PIN Code
- RFID Card
- Mechanical Key Override

Additional Features

- Voice Guide**
The voice guide is offered that let you know the operation status how to set each features, mode for easier and more convenient use.
- Automatic Locking**
Automatic Locking The Yale DDL series automatically locks the door after checking it is properly closed.
- Anti-Panic Egress**
For convenience and emergency, the door is automatically unlocked whenever the inner lever handle is used. Also, safe handle will protect you from any break-in attempts.
- Alarm (Break / Damage)**
80db alarm goes off if anyone attempts to damage the lock or force door open.
- Fake PIN code**
To prevent the PIN code from being exposed, it allows you to enter FAKE numbers before or after entering your PIN code.
- Low Battery and Emergency Power**
Low battery warning with alarm and LED. When the batteries are completely discharged, you can easily supply emergency power to the lock with the standard 9V battery.
- Remote Control (Optional)**
Remote control type is also available. Wireless Floating ID technology is adopted and works up to 50m.
- Bluetooth Module (Optional)**
Bluetooth communication module allows lock to communicate and be controlled via a Smart Phone (within Bluetooth range of the lock) using the Yale Link Apps.
- App Link Apps (Optional)**
Works with Yale Link Apps to access your lock remotely (To access Yale Link Apps function, user would need Yale Wifi Bridge and Yale Bluetooth Module available under Accessory Section)



Product Specification		
Product Dimension	Front	25 (D) X 66 (W) X 320 (H) mm
	Back	31 (D) X 66 (W) X 320 (H) mm
Access Credential	Keypad (PIN Code)	Available
	RFID Card	N/A
	Fingerprint	Available
	Mechanical Key	Available
	Remote Control	Optional
	Maximum No. of Users	User PIN Code: Up to 30 / User Fingerprint: Up to 20 One Time Code: Only 1
	Compatible (Optional)	Bluetooth, Z-Wave, Zigbee
Locking Device	Mortise Lock Type	Available
Installation	Backset	60mm
	Door Thickness	40 - 65mm
	Battery	Alkaline (AA Size x 4)

Key Features



Fingerprint

**** PIN Code



Mechanical Key Override

Additional Features



Voice Guide

The voice guide is offered that let you know the operation status how to set each features, mode for easier and more convenient use.



Automatic Locking

The Yale series automatically locks the door after checking it is properly closed. (Manual operation is also available.)



Alarm (Break-in / Damage/ Fire)

80dB alarm goes off if any one attempts to damage the lock or force the door open, or if the lock detects over 55°C.



Fake PIN code

To prevent the PIN code from being exposed, it allows you to enter FAKE numbers before or after entering your PIN code.



Low Battery and Emergency Power

It warns in case of low battery with alarm and LED. When the batteries are completely discharged, you can easily supply emergency power to the lock with a standard 9V battery.



Operation Status Notification

Whenever any operation is made, the keypad informs you what is happened through different alignment of the numbers.



Remote Control (Optional)

Remote control type is also available. Wireless Floating ID technology is adopted and works up to 50m.



Bluetooth Module (Optional)

Bluetooth communication module allows lock to communicate and be controlled via a Smart Phone (within Bluetooth range of the lock) using the Yale Link Apps.



App Link Apps (Optional)

Works with Yale Link Apps to access your lock remotely (To access Yale Link Apps function, user would need Yale Wifi Bridge and Yale Bluetooth Module available under Accessory Section)

YDM4109+ Smart Mortise Lock



Product Specification		
Product Dimension	Front	28.5 (D) X 68.6 (W) X 320.7 (H) mm
	Back	37 (D) x 72.8 (W) x 306.6 (H) mm
Access Credential	Keypad (PIN Code)	Available
	RFID Card	N/A
	Fingerprint	Available
	Mechanical Key	Available
	Remote Control	Optional
	Maximum No. of Users	User PIN Code: Up to 30 / User Fingerprint: Up to 20 One Time Code: Only 1
Compatible (Optional)	Bluetooth, Z-Wave, Zigbee	
Locking Device	Mortise Lock Type	Available
	Backset	60mm
Installation	Door Thickness	40 - 65mm
	Battery	Alkaline (AA Size x 4)

Key Features



Fingerprint

**** PIN Code



Mechanical Key Override

Additional Features



Voice Guide

The voice guide is offered that let you know the operation status how to set each features, mode for easier and more convenient use.



Automatic Locking

The Yale series automatically locks the door after checking it is properly closed. (Manual operation is also available.)



Anti-Panic Egress

For convenience and in case of emergency, the door is automatically unlock whenever the inner lever handle is used. The safe handle will protect from any break-in attempts.



Alarm (Break-in / Damage)

80dB alarm goes off if any one attempts to damage the lock or force the door open, or if the lock detects.



Fake PIN code

To prevent the PIN code from being exposed, it allows you to enter FAKE numbers before or after entering your PIN code.



Low Battery and Emergency Power

It warns in case of low battery with alarm and LED. When the batteries are completely discharged, you can easily supply emergency power to the lock with a standard 9V battery.



Operation Status Notification

Whenever any operation is made, the keypad informs you what is happened through different alignment of the numbers.



Remote Control (Optional)

Remote control type is also available. Wireless Floating ID technology is adopted and works up to 50m.



Bluetooth Module (Optional)

Bluetooth communication module allows lock to communicate and be controlled via a Smart Phone (within Bluetooth range of the lock) using the Yale Link Apps.



App Link Apps (Optional)

Works with Yale Link Apps to access your lock remotely (To access Yale Link Apps function, user would need Yale Wifi Bridge and Yale Bluetooth Module available under Accessory Section)



Product Specification		
Product Dimension	Front	25 (D) x 66 (W) x 320 (H) mm
	Back	31 (D) x 66 (W) x 31 (H) mm
Access Credential	Keypad (PIN Code)	Available
	RFID Card	Available
	Fingerprint	N/A
	Mechanical Key	Available
	Remote Control	Optional
	Maximum No. of Users	User PIN Code: Up to 30 User Card: Up to 40 One Time Code: Only 1
	Compatible (Optional)	Bluetooth, Z-Wave, Zigbee
Locking Device	Mortise Lock type	Available
Installation	Backset	60mm / 70mm
	Door Thickness	40 - 65mm
	Battery	Alkaline (AA Size x 4)











Key Features

**** PIN Code



Mechanical Key Override

Additional Features

- 
Voice Guide
 Whenever any operation is made, the keypad informs you what is happened through different alignment of the numbers.
- 
Automatic Locking
 The Yale series automatically locks the door after checking it is properly closed. (Manual operation is also available.)
- 
Anti-Panic Egress
 For convenience and emergency, the door is automatically unlocked whenever the inner lever handle is used. Also, safe handle will protect you from any break-in attempts.
- 
Alarm (Break-in / Damage)
 80dB alarm goes off if any one attempts to damage the lock or force the door open, or if the lock detects over 55°C.
- 
Fake PIN code
 To prevent the PIN code from being exposed, it allows you to enter FAKE numbers before or after entering your PIN code.
- 
Low Battery and Emergency Power
 It warns in case of low battery with alarm and LED. When the batteries are completely discharged, you can easily supply emergency power to the lock with a standard 9V battery.
- 
Operation Status Notification
 Whenever any operation is made, the keypad informs you what is happened through different alignment of the numbers.
- 
Remote Control (Optional)
 Remote control type is also available. Wireless Floating ID technology is adopted and works up to 50m.
- 
Bluetooth Module (Optional)
 Bluetooth communication module allows lock to communicate and be controlled via a Smart Phone (within Bluetooth range of the lock) using the Yale Link Apps.
- 
App Link Apps (Optional)
 Works with Yale Link Apps to access your lock remotely (To access Yale Link Apps function, user would need Yale Wifi Bridge and Yale Bluetooth Module available under Accessory Section)

YDM3109+ Smart Mortise Lock



Front View

Back View

Key Features

**** PIN Code



RFID Cards



Mechanical Key Override



Product Specification

Product Dimension	Front	27 (D) x 68.6 (W) x 306.6 (H) mm
	Back	37 (D) x 72.8 (W) x 306.6 (H) mm
Access Credential	Keypad (PIN Code)	Available
	RFID Card	Available
	Fingerprint	N/A
	Mechanical Key	Available
	Remote Control	Optional
	Maximum No. of Users	User PIN Code: Up to 30 / User Card: Up to 40 One Time Code: Only 1
	Compatibl (Optional)	Bluetooth, Z-Wave, Zigbee
Locking Device	Mortise Lock type	Available
	Backset	60mm
Installation	Door Thickness	40 - 65mm
	Battery	Alkaline (AA Size x 4)

Additional Features



Voice Guide

Whenever any operation is made, the keypad informs you what is happened though different alignment of the numbers.



Automatic Locking

Yale Digital Door Lock series automatically locks a door after checking it is properly closed. (Manual operation is also available)



Anti-Panic Egress

For convenience and in case of emergency, the door is automatically unlocked whenever the inner lever handle is used. The safe handle will protect from any break-in attempts.



Alarm (Break / Damage)

80dB alarm goes off if anyone attempts to damage the lock or force the door open, or the lock detects over 60°C.



Fake PIN code

To prevent the PIN code from being exposed, it allows you to enter FAKE numbers before or after entering your PIN code.



Low Battery and Emergency Power

It warns in case of low battery with alarm and LED. When the batteries are completely discharged, you can easily supply emergency power to the lock with a standard 9V battery.



Operation Status Notification

Whenever any operation is made, the keypad informs you what is happened through different alignment of the numbers.



Remote Control (Optional)

Remote control type is also available. Wireless Floating ID technology is adopted and works up to 50m.



Bluetooth Module (Optional)

Bluetooth communication module allows lock to communicate and be controlled via a Smart Phone (within Bluetooth range of the lock) using the Yale Link Apps.



App Link Apps (Optional)

Works with Yale Link Apps to access your lock remotely (To access Yale Link Apps function, user would need Yale Wifi Bridge and Yale Bluetooth Module available under Accessory Section)



Front View



Back View



Product Specification		
Product Dimension	Front	20 (D) x 64.6 (W) x 160.5 (H)
	Back	36.4 (D) x 162.2 (W) x 87 (H)
Access Credential	Keypad (PIN Code)	Available
	RFID Card	N/A
	Fingerprint	Available
	Mechanical Key	N/A
	Remote Control	Optional
	Maximum No. of Users	User PIN Code: Up to 30 User Fingerprint: Up to 20 One Time Code: Only 1
	Compatible (Optional)	Bluetooth, Z-Wave, Zigbee
Locking Device	RIM Lock Type	Available
Installation	Backset	50 / 60mm
	Door Thickness	30 - 57mm
	Battery	Alkaline (AA Size x 4)

Key Features



Fingerprint

**** PIN Code

Additional Features



Voice Guide Feature

The voice guided operating manual for easier and more convenient use.



Automatic Locking

The Yale series automatically locks the door after checking it is properly closed. (Manual operation is also available.)



Alarm (Break / Damage)

Audible alarm sounds if attempting to forcibly remove outside lock from door.



Fake PIN Code

To prevent the PIN code from being exposed, it allows you to enter FAKE numbers before or after entering your PIN code.



Low Battery and Emergency Power

When battery power is low, the Low Battery Warning indicator flashes RED. If battery power is completely lost, use the 9Volt battery override. Try to use 9V battery override apply 9V battery, in either direction, to terminals below the touchscreen for backup power option. Wake up the lock and enter your code to unlock the door.



Operation Status Notification

Whenever any operation is made, the keypad informs you what is happened through different alignment of the numbers.



Remote Control (Optional)

Remote control type is also available. Wireless Floating ID technology is adopted and works up to 50m.



Bluetooth Module (Optional)

Bluetooth communication module allows lock to communicate and be controlled via a Smart Phone (within Bluetooth range of the lock) using the Yale Link Apps.



App Link Apps (Optional)

Works with Yale Link Apps to access your lock remotely (To access Yale Link Apps function, user would need Yale Wifi Bridge and Yale Bluetooth Module available under Accessory Section)



Front View



Back View



Product Specification		
Product Dimension	Front	20 (D) X 64.6 (W) X 160.5 (H) mm
	Back	36.4 (D) X 142.1 (W) X 87.1 (H) mm
Access Credential	Keypad (PIN Code)	Available
	RFID Card	N/A
	Fingerprint	Available
	Mechanical Key	N/A
	Remote Control	Optional
	Maximum No. of Users	User PIN Code: Up to 30 User Fingerprint: Up to 20 One Time Code: Only 1
	Compatible (Optional)	Bluetooth, Z-Wave, Zigbee
Locking Device	RIM Lock Type	Available
Installation	Backset	60mm / 70mm
	Door Thickness	40 - 65mm
	Battery	Alkaline (AA Size x 4)

Key Features



Fingerprint

**** PIN Code

Additional Features



Voice Guide

The Voice Guide lets you know the operation status and how to set each feature and mode.



Automatic Locking

Yale Digital Door Lock series automatically locks a door after checking that it is properly closed. (Manual operation is also available.)



Alarm (Break / Damage / Fire)

80dB alarm goes off if anyone attempts to damage the lock or force the door open or the lock detects heat over 60°C.



Low battery and Emergency Power

It warns in case of low battery with alarm and LED. When the batteries are completely discharged, you can easily supply emergency power to the lock with a standard 9V battery.



Operation status notification

Whenever any operation is made, the keypad informs you what is happened through different alignment of the numbers.



Remote Control (Optional)

Remote control type is also available. Wireless Floating ID technology is adopted and works up to 50m.



Bluetooth Module (Optional)

Bluetooth communication module allows lock to communicate and be controlled via a Smart Phone (within Bluetooth range of the lock) using the Yale Link Apps.



App Link Apps (Optional)

Works with Yale Link Apps to access your lock remotely (To access Yale Link Apps function, user would need Yale Wifi Bridge and Yale Bluetooth Module available under Accessory Section)



Front View



Back View



Product Specification		
Product Dimension	Front	12 (D) x 67.9 (W) x 178.8 (H) mm
	Back	48.8 (D) x 77.5 (W) x 100.5 (H) mm
Access Credential	Keypad (PIN Code)	Available
	RFID Card	Available
	Fingerprint	N/A
	Mechanical Key	N/A
	Remote Control	Optional
	Maximum No. of Users	User PIN Code: 1 User Card: Up to 40
	Compatible (Optional)	N/A
Locking Device	RIM Lock Type	Available
	Backset	70 - 90mm
Installation	Door Thickness	35 - 55mm
	Battery	Alkaline (AA Size x 4)

Key Features



RFID Cards

**** PIN Code

Additional Features



Automatic Locking

The Yale series automatically locks the door after checking it is properly closed. (Manual operation is also available.)



Alarm (Break / Damage)

80dB alarm goes off if anyone attempts to damage the lock or force the door open, or if the lock detects over 60°.



Fake PIN Code

To prevent the PIN code from being exposed, it allows you to enter Fake numbers before or after entering your PIN Code.



Low Battery and Emergency Power

It warns in case of low battery with alarm and LED. When the batteries are completely discharged, you can easily supply emergency power to the lock with the standard 9v battery.



Remove Control (Optional)

You can use the Remote Control by installing the applicable remote control module. This option may not be available depending on your country or local dealer.

YDD424+ Smart Deadbolt Lock



Front View



Back View



Product Specification		
Product Dimension	Front	31.5 (D) X 66 (W) X 176 (H) mm
	Back	35 (D) X 70 (W) X 170 (H) mm
Access Credential	Keypad (PIN Code)	Available
	RFID Card	N/A
	Fingerprint	Available
	Mechanical Key	Available
	Remote Control	Optional
	Maximum No. of Users	User PIN Code: 30 User Fingerprint: Up to 20
Compatible (Optional)	Bluetooth, Z-Wave, Zigbee	
Locking Device	Deadbolt Lock Type	Available
	Backset	60 / 70mm
Installation	Door Thickness	45 - 57mm
	Battery	Alkaline (AA Size x 4)

Key Features

**** PIN Code



Bluetooth, Z-Wave, Zigbee



Mechanical Key



Work with App

Additional Features



Voice Guide

The voice guide is offered that let you know the operation status how to set each features, mode for easier and more convenient use.



Automatic Locking

The Yale DDL series automatically locks the door after checking it is properly closed.



Alarm (Break /Damage)

80dB alarm goes off if anyone attempts to damage the lock or force the door open.



Fake PIN Code

To prevent the PIN code from being exposed, it allows you to enter Fake numbers before or after entering your PIN Code.



Low Battery and Emergency Power

Low Battery warning with alarm and LED. When the batteries are completely discharged, you can easily supply emergency power to the lock with the standard 9v battery.



Remote Control (Optional)

Remote control type is also available. Wireless Floating ID technology is adopted and works up to 50m.



Bluetooth Module (Optional)

Bluetooth communication module allows lock to communicate and be controlled via a Smart Phone (within Bluetooth range of the lock) using the Yale Link Apps.



App Link Apps (Optional)

Works with Yale Link Apps to access your lock remotely (To access Yale Link Apps function, user would need Yale Wifi Bridge and Yale Bluetooth Module available under Accessory Section)



Front View



Back View



Product Specification		
Product Dimension	Front	27 (D) X 66 (W) X 162 (H) mm
	Back	35 (D) X 70 (W) X 170 (H) mm
Access Credential	Keypad (PIN Code)	Available
	RFID Card	Available
	Fingerprint	N/A
	Mechanica Key	Available
	Remote Control	Optional
	Maximum No. of Users	User PIN Code: 1 User Card: Up to 40
	Compatible (Optional)	N/A
Locking Device	Deadbolt Lock Type	Available
	Backset	60 / 70mm
Installation	Door Thickness	45 - 57mm
	Battery	Alkaline (AA Size x 4)

Key Features

**** PIN Code



Card Key



Mechanical Key

Additional Features



Automatic Locking

The Yale series automatically locks the door after checking it is properly closed. (Manual operation is also available.)



Alarm (Break / Damage)

80dB alarm goes off if anyone attempts to damage the lock or force the door open, or if the lock detects over 60°



Fake PIN Code

To prevent the PIN code from being exposed, it allows you to enter Fake numbers before or after entering your PIN Code.



Low Battery and Emergency Power

It warns in case of low battery with alarm and LED. When the batteries are completely discharged, you can easily supply emergency power to the lock with the standard 9v battery.



Remove Control (Optional)

Remove control type is also available. Wireless floating ID technology is adopted and works up 50m.



Front View



Back View



Product Specification		
Product Dimension	Front	31.5 (D) x 66 (W) x 176 (H)
	Back	35 (D) x 70 (W) x 170 (H)
Access Credential	Keypad (PIN Code)	Available
	RFID Card	N/A
	Fingerprint	Available
	Mechanical Key	N/A
	Remote Control	Optional
	Maximum No. of Users	User PIN Code: Up to 30, User Fingerprint: Up to 20, One Time Code: Only 1
	Compatible (Optional)	N/A
Locking Device	Deadbolt Lock Type	Available
Installation	Backset	60 / 70mm
	Door Thickness	30 - 57mm
	Battery	Alkaline (AA Size x 4)

Key Features



Fingerprint

**** PIN Code

Additional Features



Voice Guide

The voice guide is offered that let you know the operation status how to set each features, mode for easier and more convenient use.



Automatic Locking

The Yale series automatically locks the door after checking it is properly closed. (Manual operation is also available.)



Alarm (Break-in / Damage)

Audible alarm sounds if attempting for forcibly remove outside lock from door.



Fake PIN code

To prevent the PIN code from being exposed, it allows you to enter FAKE numbers before or after entering your PIN code.



Low Battery and Emergency Power

When battery power is low, the Low Battery Warning indicator flashes RED. If battery power is completely lost, use the 9Volt battery override. Try to use 9V battery override apply 9V battery, in either direction, to terminals below the touchscreen for backup power option. Wake up the lock and enter your code to unlock the door.



Operation Status Notification

Whenever any operation is made, the keypad informs you what is happened through different alignment of the numbers.



Remote Control (Optional)

Remote control type is also available. Wireless Floating ID technology is adopted and works up to 50m.

YDR50G Smart Metal Gate Lock



Front View



Back View



Product Specification		
Product Dimension	Front	28 (D) x 63.5 (W) x 176 (H)
	Back	40 (D) x 77 (W) x 220 (H)
Access Credential	Keypad (PIN Code)	Available
	RFID Card	Available
	Fingerprint	Available
	Mechanical Key	Available
	Maximum No. of Users	User PIN Code: Up to 30 / User Card: Up to 40 User Fingerprint: Up to 20 One Time Code: Only 1
	Compatible (Optional)	Bluetooth, Z-Wave, Zigbee
Locking Device	Rim Lock Type	Available
Installation	Battery	Alkaline (AA Size x 4)

Key Features



Fingerprint

**** PIN Code



RFID Card



Mechanical Key Override

Additional Features



Voice Guide

The voice guide is offered that let you know the operation status how to set each features, made for easier and more convenient use.



Automatic Locking

Yale Digital Door Lock series automatically locks a door after checking that it is properly closed. (Manual operation is also available.)



Alarm (Break / Damage / Fire)

80dB alarm goes off if anyone attempts to damage the lock or force the door open or the lock detects heat over 60°C.



Fake PIN code

To prevent the PIN code from being exposed, it allows you to enter FAKE numbers before or after entering your PIN code.



Low Battery and Emergency Power

Low battery warning with alarm and LED. When the batteries are completely discharged, you can easily supply emergency power to the lock with the standard 9V battery.



Operation Status Notification

Whenever any operation is made, the keypad informs you what is happened through different alignment of the numbers.



Remote Control (Optional)

Remote control type is also available. Wireless Floating ID technology is adopted and works up to 50m.



Bluetooth Module (Optional)

Bluetooth communication module allows lock to communicate and be controlled via a Smart Phone (within Bluetooth range of the lock) using the Yale Link Apps.



App Link Apps (Optional)

Works with Yale Link Apps to access your lock remotely (To access Yale Link Apps function, user would need Yale Wifi Bridge and Yale Bluetooth Module available under Accessory Section)

YDR30G Smart Metal Gate Lock



Front View



Back View



Product Specification		
Product Dimension	Front	21 (D) x 70 (W) x 183 (H) mm
	Back	40 (D) x 77 (W) x 220 (H) mm
Access Credential	Keypad (PIN Code)	Available
	RFID Card	Available
	Fingerprint	N/A
	Mechanical Key	Available
	Remote Control	Optional
	Maximum No. of Users	User PIN Code: Up to 30 / User Card: Up to 40 One Time Code: only 1
	Compatible (Optional)	Bluetooth, Z-Wave, Zigbee
Locking Device	RIM Lock Type	Available
Installation	Battery	Alkaline (AA Size x 4)

Key Features



RFID Card

**** PIN Code



Mechanical Key Override

Additional Features



Automatic Locking

The Yale series automatically locks the door after checking it is properly closed. (Manual operation is also available.)



Alarm (Break / Damage)

80dB alarm goes off if anyone attempts to damage the lock or force the door open.



Fake PIN Code

To prevent the PIN code from being exposed, it allows you to enter Fake numbers before or after entering your PIN Code.



Low Battery and Emergency Power

It warns in case of low battery with alarm and LED. When the batteries are completely discharged, you can easily supply emergency power to the lock with the standard 9V battery.



Operation Status Notification

Whenever any operation is made, the keypad informs you what is happening through different alignment of the numbers.



Remote Control (Optional)

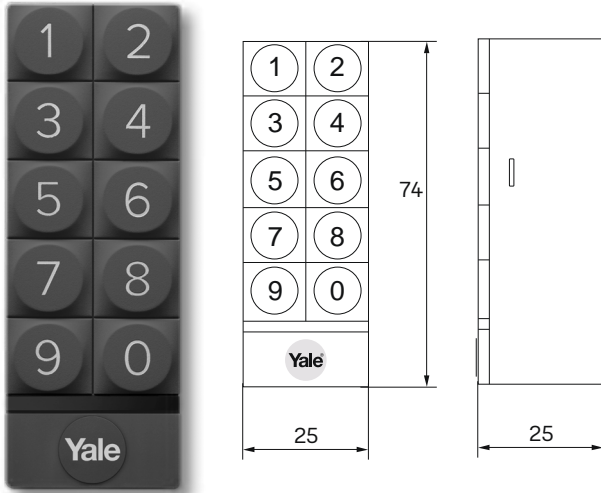
Remote control type is also available. Wireless Floating ID technology is adopted and works up to 50m.



Bluetooth Module (Optional)




Bluetooth communication module allows lock to communicate and be controlled via a Smart Phone (within Bluetooth range of the lock) using the Yale Link Apps.

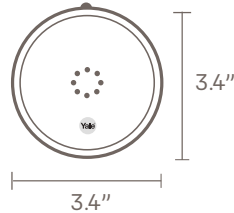
Yale Smart Keypad



Product Specification	
Product Dimension	73.3 (H) x 25 (W) x 25 (D) mm
Communication	Bluetooth V4.2
Battery Life	Estimated 3 Months
Operating Temperature	-17- 50c
Operating Humidity	0 - 90%
Finish	Black Nylon Plastic
Number of Key Codes	220 PIN Codes

Key Features










-  Create and send guests unique entry codes with Yale Access
-  Installs in minutes on the outside of your home - nothing to wire, battery powered
-  The Yale Smart Keypad works with all models of the Yale Smart Lock



Product Specification

Battery Type	AA
Door Material	Timber
Warranty / Guarantee	2 Years
Battery Life	1 Year
Audit Trails	Yes
Lock Type	Deadbolt
Low Battery Indicator	Yes
Colour	Silver

Key Features

-  **Voice Guide**
Enable Siri to control or check status of your front door.
-  **Premium Design**
Yale Smart Lock Pro is built with premium components and features LED lights and chime tones to complement your lock movement.
-  **Automatic Locking**
Auto Unlock knows when you arrive and unlocks the door as you approach. Never fumble for keys again.
-  **Be Sure Its Locked**
Only Smart Lock Pro has DoorSense™, a sensor that tells you if your door is securely closed and locked.
-  **Control Guest Access**
Send guest secure keys to friends, family or people you trust instantly, all from the Yale Access app.
-  **Upgrade Your Existing Lock**
Simply attach to your existing deadbolt from the inside of your door. Your existing keys will still working.
-  **Total Control**
Lock and unlock your door, grant keyless access and keep track of who comes and goes, all from your Yale Access App.
-  **Apple HomeKit Enabled**
Control your lock with your voice with an iPhone, AppleWatch, Apple TV, HomePod or iPad.
-  **Complete**
Includes Yale Connect WiFi Bridge which connects your lock to the cloud, so you get full voice and remote access functionality right out of the box.



Yale Link Wifi Bridge Smart Home Technology

Yale Bridge Solution

Yale Link is an integrated security solution that controls the opening and closing of doors of the Yale Smart Lock through smartphone application and provides real-time monitoring of the status of smart door locks.



Product Specification

Warranty / Guarantee | 1 Years

Yale Link App



"Between You and Your World, Yale Link"

Upgrade your life style with innovative 'Yale Link' service, developed by the number 1 digital doorlock brand YALE. Now, you can easily unlock your digital doorlock from anywhere with your smartphone. No need to remember password, no need to carry cards anymore.



Features of Yale Link & Wifi Bridge



Smart Push Notification
Receive notification to unlock your door with Yale Link app



Control from anywhere
Control your smart lock remotely via Yale Wifi Bridge



Real-time push notification
Notify you whenever someone unlocked using fingerprint/physical remote control card/Bluetooth key



Event history
You can check out your lock's event history in the Yale Link app



Alert notification
Receive a notification when the lock is jammed or alarm is armed.



Door lock Setting
User friendly interface to personalise the lock settings and register new users.



YRC100

Big Remote Control

Product Specification

Remote Control works on all digital door lock

Warranty / Guarantee | 1 Years



YRC10

Small Remote Control

Product Specification

Warranty / Guarantee | 1 Years

Body / Case Material | Plastic



Yale HA Module

Remote Control Entry (Orange)

Product Specification

Warranty / Guarantee | 1 Years



Z-Wave Module

Product Specification

Warranty / Guarantee | 1 Years



Zigbee Module (EMEA)

Product Specification

Warranty / Guarantee | 1 Years



Yale Link Pack (Bluetooth Ver 2.0)

Product Specification

Warranty / Guarantee | 1 Years



Yale Link Smart Lock Specification Chart



Product Name	Product Type	Yale Link App						
			YRC100 Big Remote Control	YRC10 Small Remote Control	Yale HA Module Remote Control Entry (Orange)	Z-Wave Module	Zigbee Module (EMEA)	Yale Link Pack (Bluetooth Ver 2.0)
YMI70	Smart Mortise Lock	✓	✓	✓	✓	✓	✓	✓
YDM7116	Smart Mortise Lock	✓	✓	✓	✓	✓	✓	✓
YMF40+	Smart Mortise Lock	✓	✓	✓	✓	✓	✓	✓
YDM4109B+	Smart Mortise Lock	✓	✓	✓	✓	✓	✓	✓
YMF30+	Smart Mortise Lock	✓	✓	✓	✓	✓	✓	✓
YDM3109+	Smart Mortise Lock	✓	✓	✓	✓	✓	✓	✓
YDR41	Smart Rim Lock	✓	✓	✓	✓	✓	✓	✓
YDR4110+	Smart Rim Lock	✓	✓	✓	✓	✓	✓	✓
YDR343	Digital Rim Lock		✓	✓	✓			
YDD424+	Smart Rim Lock	✓	✓	✓	✓	✓	✓	✓
YDD324	Digital Deadbolt Lock		✓	✓	✓			
YDF40	Digital Deadbolt Lock		✓	✓	✓			
YDR50G	Smart Rim Lock - Metal Gate	✓	✓	✓		✓	✓	✓
YDR30G	Smart Rim Lock - Metal Gate	✓	✓	✓	✓	✓	✓	✓





Yalehome.com

ASSA ABLOY Opening Solutions

Malaysia Sdn Bhd

Level 1, East Wing, Wisma Consplant 1
No 2, Jalan SS16/4
47500 Subang Jaya
Selangor, Malaysia
Tel: +60 3 5651 7800
Fax: +60 3 5613 3889
yalehome.com/my
info@yale.com.my

PT ASSA ABLOY Indonesia

Unit 316, 3rd Floor,
Marga Guna Grand
Jl Marga Guna Raya
No 9, Pondok Indah
Jakarta, 12420 Indonesia
Tel: +62 21 720 6884
Fax: +62 21 720 6874
yalehome.com.sg
info.id@assaabloy.com

ASSA ABLOY Philippines Inc

Unit A Ground Floor, Suntree Tower
#13 Meralco Ave. Ortigas Center
Brgy. San Antonio
Pasig City, 1605 Manila
Philippines
Tel: +63 2 8564 6615
yalehome.com/ph
info.ph@assaabloy.com

ASSA ABLOY Singapore Pte Ltd

#08-08 Siemens Center Blk 1
60 MacPherson Road
348615 Singapore
Tel: +65 6880 0000
Fax: +65 6880 0500
yalehome.com/sg
sales.aasg@assaabloy.com

ASSA ABLOY Vietnam

20th Floor, 2Bis-4-6
Le Thanh Ton St
Ben Nghe Ward, Dist 1,
Ho Chi Minh City
Tel: +84 28 2249 8833
yalehome.com/vn
info.vn@assaabloy.com

ASSA ABLOY (Thailand) Ltd

1919, 5th Floor
Preecha Group Building
Pattanakarn Road, Suan Luang
Bangkok, 10250 Thailand
Tel: +66 2 722 7371
Fax: +66 2 722 7375
yale.co.th
info.th.opening@assaabloy.com

ASSA ABLOY Hong Kong Ltd

16th Floor, Excel Centre,
483A Castle Peak Road
Cheung Sha Wan, Kowloon
Hong Kong
Tel: +852 2260 0888
Fax: +852 2686 8682
yalehome.com/hk
sales.hk@assaabloy.com

ASSA ABLOY Taiwan

2F, No 217 Section 3,
Chengde Road
Datong District,
Taipei City 103
Taiwan (R.O.C)
Tel: +886 2 2586 0161
Fax: +886 2 2586 0171
yalehome.com/tw
sales.tw@assaabloy.com

Apple, the Apple logo and iPhone are trademarks of Apple Inc., registered in the U.S. and other countries and regions. App Store is a service mark of Apple Inc.
Google and Google Play are trademarks of Google LLC.
Google Assistant is not available in certain languages and countries.
For information on Amazon Alexa skills and country compatibility please refer to Amazon's website.
To control this HomeKit-enabled accessory, the latest version of iOS or iPadOS is recommended.

Trusted every day

Part of ASSA ABLOY